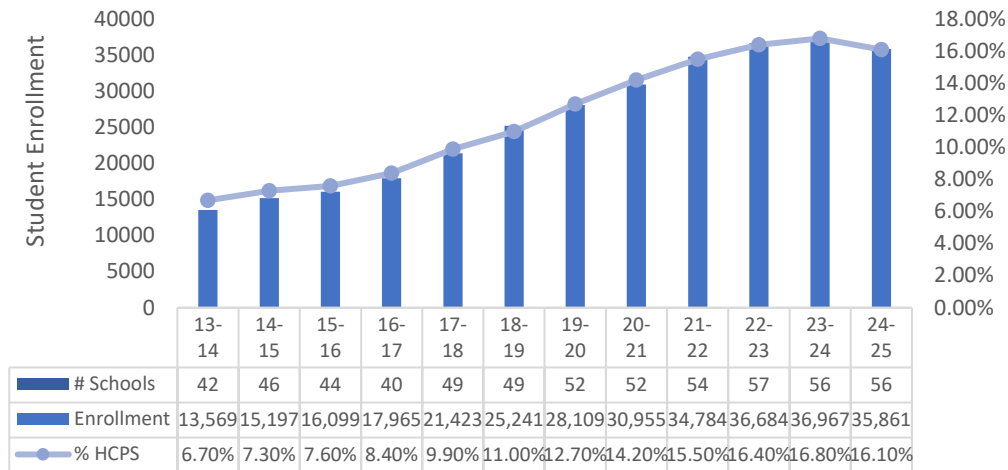


# FACT SHEET

## Charter Schools Office

**Charter schools are public schools** created through an application process and contractual agreement or "charter" between a non-profit school-based governing board and the Hillsborough County School Board. Since 1996, Florida charter schools have played a key role in increasing parental options in public education and providing innovative learning opportunities for students. The first charter in Hillsborough County began in 1997 with just 200 students. There are now **56** charter schools operating with nearly **36,000** students.

### Charter School Enrollment

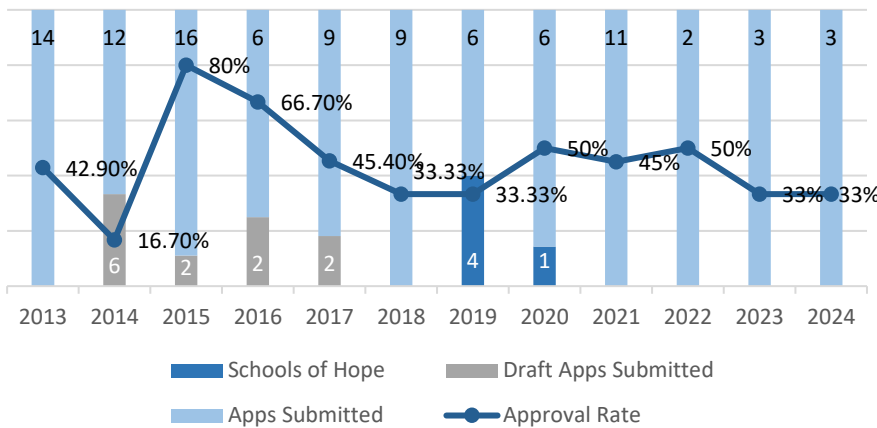


Source: HCPS 20 day count

### Statutory References

- F.S. 1002.33, Establishes charter schools
- F.S. 1002.331, High-performing charter schools
- F.S. 1002.332, High-performing charter school systems
- F.S. 1002.333, Schools of Hope
- F.S. 1002.345, Determination of deteriorating financial conditions
- F.S. 1013.62, Charter schools capital outlay funding

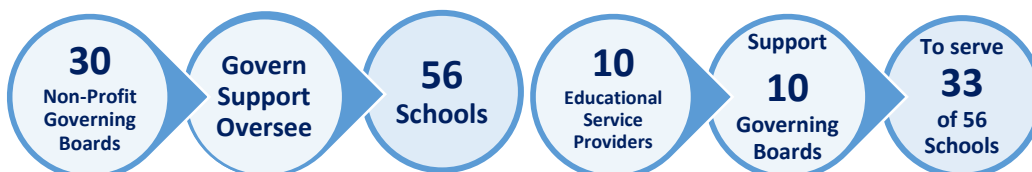
### Recent History of Application Approval



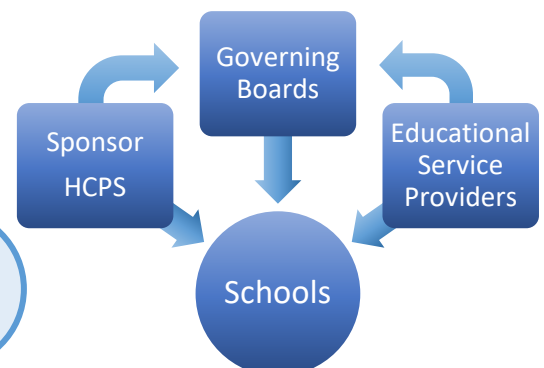
### Recent History of School Closures

Number of School Closures	2015	2016	2017	2018	2019	2020	2021	2022	2023	2024	Total
State Mandated			1								1
District Mandated		1									1
Voluntary Closure		1		1		1		1	1		5
<b>Total</b>	<b>0</b>	<b>2</b>	<b>1</b>	<b>1</b>	<b>0</b>	<b>1</b>	<b>0</b>	<b>1</b>	<b>1</b>	<b>0</b>	<b>7</b>

### School Governance and Support



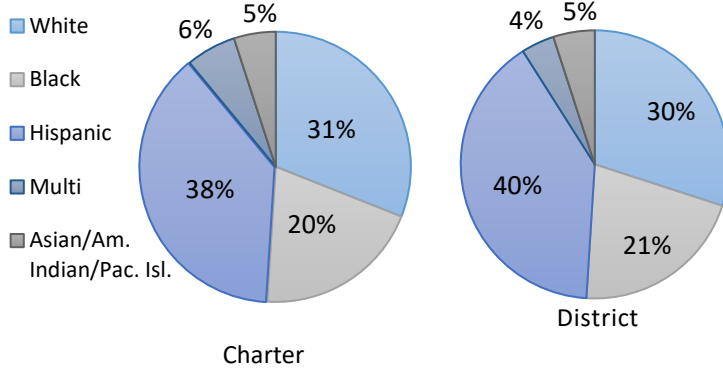
### School Support Structure



## Charter Student Diversity

Charter Schools have increasingly diverse student populations and mirrored Hillsborough County Public Schools in 2023-24 by serving a student population comprised of **70% minority students**.

### Student Race/Ethnicity Comparison



### Charter Student Demographics

Race/Ethnicity	Students	Percent
White	10,755	30%
Black	7,139	20%
Hispanic	14,195	39%
Multi	2,156	6%
Asian/American Indian/Pacific Island	1,896	5%
<b>Special Categories</b>		
Economically Disadvantaged	14,743	41%
English Language Learners	2,478	7%
Students with Disabilities	4,246	12%

Sources: 2023 Survey 2 final reports, Knowyourdatafl.org

## Charter School Programs & Performance

Charter schools must provide a traditional comprehensive public-school curriculum. Some charter schools expand to offer specialized and innovative programs in the arts, sciences, alternative education, foreign languages, and advanced academics. Hillsborough County Public Schools promotes the establishment and operation of high-quality public charter school programs.

Accredited Schools	High Performing Designation	Specialty Programs	Advanced Academics	Schools of Excellence
37	14	Alternative Education Autism Spectrum Bank Street Blended Learning College Prep Environmental Exceptional Education Foreign Language	International Baccalaureate Leader in Me Migrant Performing Arts SMART/STEAM/STEM Socratic principles Sports Management Virtual Education	Advanced Placement AICE Cambridge College Prep Dual
				9 (2022-2023)



### 2023-2024 Charter School State Grades

School Grade	# of Schools	% of Schools	School Configuration					
			K-5	K-8	K/3-12	6-8	6-12	9-12
A	16	29%	1	10	-	1	1	3
B	11	20%	-	8	2	-	-	1
C	14	25%	2	7	-	1	3	1
D	9	16%	3	3	3	-	-	-
F	1	2%	1	-	-	1	-	-
Commendable	2	4%	-	-	-	-	1	1
Maintaining	1	2%	-	-	1	-	-	-
*No SIR	2	4%	-	-	1	-	1	-
<b>Total</b>	<b>56</b>	<b>100%</b>	<b>7</b>	<b>28</b>	<b>7</b>	<b>2</b>	<b>6</b>	<b>6</b>

\*No School Improvement Ratings (SIR) calculated in 23-24 due to new FAA Assessment.

### 2024 Charter School Grades

